CAP 4 Elettrovalvole e valvole pneumatiche
Solenoid and pneumatic valves

4.14 | G 1/4” small

ELETTROVALVOLA 3/2+3/2 VIE solenoide 22mm **G 1/4" small**
SOLENOID VALVE 3/2+3/2 WAY 22mm solenoid ***G 1/4" small***

DOPPIO COMANDO ELETTROPNEUMATICO INDIRETTO

DOUBLE SOLENOID - INDIRECT PILOT

COD: CN [ ] [ ] 042 [ ] [ ]

MATERIALI / *MATERIALS*
Tutto polimero / All polymer = **6**

TIPO / *TYPE*

	std	asservita
N.C.+N.C. =	01	11
N.A.+N.A. =	02	12
N.C.+N.A. =	03	13

VOLTAGGIO / *VOLTAGE*
DC
AC
SENZA BOBINA / WITHOUT SOLENOID

OPT.
Standard (con cacciavite) = / Standard (with screwdriver) = -
Comando manuale a Leva = / Lever manual override = **L**



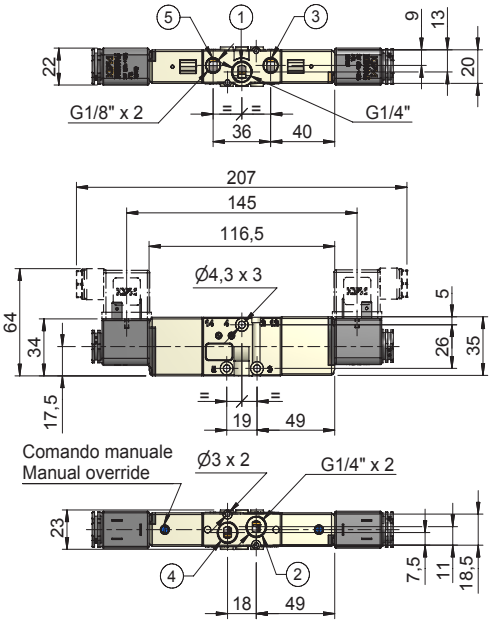

CONNETTORE E SOLENOIDE A PARTE SE NON SPECIFICATO
CONNECTOR AND SOLENOID ARE NOT INCLUDED

FUNZIONAMENTO
Questa valvola 3/2+3/2 si comporta come due valvole pneumatiche distinte in un unico corpo e permette l'intercettazione di due condotti con in comune (1) oppure il pilotaggio di due cilindri a semplice effetto distinti.

CARATTERISTICHE
- Elevata portata
- Montaggio avviene singolarmente od in batteria Manifold

OPERATION
This valve contain two distinct 3/2 pneumatic valves and allow two different interception with (1) in common supply or two different command of single acting cylinders in presence of two pneumatic piloting signal.

PERFORMANCES
- *High flow*
- *Assembly can be in a singular way or in Manifold system*

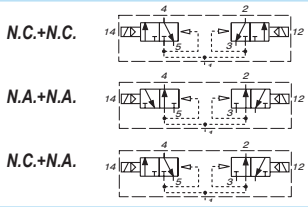

TIPI - *TYPES*

Alimentazione	=	1	= SUPPLY
Utilizzi	=	4 2	= OUTPUT
Scarichi	=	5 3	= EXHAUST
Linea di pilotaggio	=	12 14	= PILOT LINE

Fluido	*Fluid*	Aria compressa filtrata, lubrificata o non *Filtered lubricated or not lubricated air*
Fissaggio	*Fixing*	Mediante fori passanti nel corpo *By holes through the body*
Attacchi	*Connections*	1 =G 1/4" 3 5 =G 1/8" 2 4 =G 1/4"
Sistema di commutazione	*Switching system*	Spola *Spool*
Portata e diametro nominale (6 bar)	*Nominal rated flow and diameter (6 bar)*	730 Nl/min
Pressione di esercizio	*Working pressure*	I =2.5÷10 bar II =3÷10 bar
Tempo commutazione-disinserzione	*Switching - Unswitching time*	1 → 4 =18 ms 1 → 2 =20ms
Temperatura ambiente-fluido	*Ambient-fluid temperature range*	-10 ÷ 60°C 5 ÷ 60°C
Materiale corpo/connessioni	*Body / thread material*	Tecnopolimero Technopolymer
Materiale guarnizioni	*Seals material*	HNBR
Durata dell'inserimento ED	*Lasting of connection ED*	100% ED
Grado di protezione (con connettore)	*Protection degree (with connector)*	IP 65 (DIN 40050)
Peso (senza connettore)	*Weight (without connector)*	0.180 Kg

SUBJECT TO CHANGES WITHOUT PRIOR NOTICE
CON RISERVA DI MODIFICA SENZA PREAVVISO

Diagramma di portata nominale
Diagram of normal rated flow

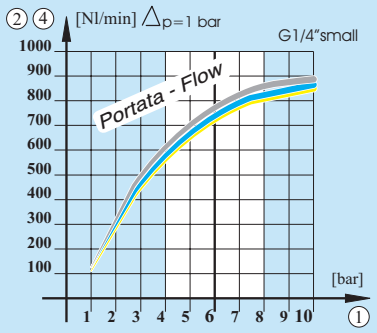

Bobine elettriche standard - *Standard coils*

Voltaggio / Voltage ±10%	DC 22 mm Power	DC Cod:	AC 22 mm Power	AC Cod:
12 V	6 W	DA005001	3.5 VA	BOB00028
24 V	3.5 W	DA005101	5 VA	BOB00045
115 V			5 VA	DA010803
230 V			5 VA	BOB00064

MONTAGGIO IN SOTTOBASE MANIFOLD
ASSEMBLY OF MANIFOLD BASES

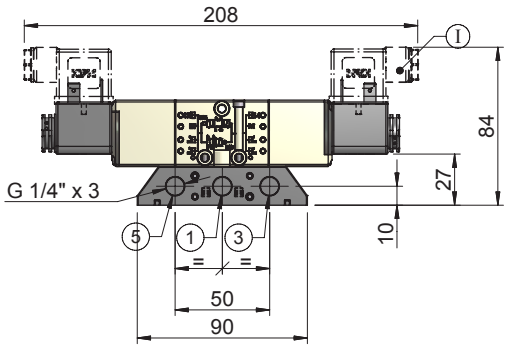

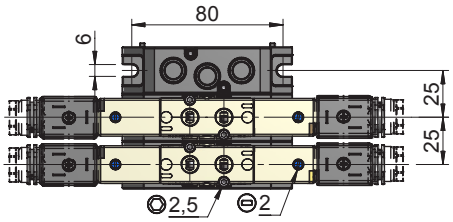

O P T I O N A L

Connettori - *Connectors*

Ⅰ DIN 43650 - 22 mm

COD: **CNK000 22**

STD:0÷230V (no led)		=	22
Led+VDR	12÷24 V	=	18
Led+VDR	115 V	=	29
Led+VDR	230 V	=	44

Sottobasi manifold - *Manifold bases*

Ⅱ Base entrata - *Inlet base*



COD: **SBK00006**

Ⅲ Base intermedia - *Middle base*



COD: **SBK00001**

Ⅳ Base chiusura - *Closure base*



COD: **SBK00007**

Piastra prelievo - *Porting block*

APERTA - OPEN
COD : **SBK00002**

CHIUSA - CLOSED
COD : **SBK00028**

Kit per barra DIN - *DIN fixing kit*

COD: **STK00033**

Flangia fissaggio - *Plate mounting*

COD: **STK00001**

Cavi intestati - *Serial plug*

type	1.8 m	5 m
F+F	CNT00071	CNT00085
F+M	CNT00073	CNT00083

Cavo M+F - *M+F cable*

0.3m	CNT00076
0.5m	CNT00077
1m	CNT00078

Protezioni - *Covers*

SBK00069

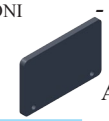

ACS00041

C.s. ricambio - *Spare part card*



voltage	SX	DX
c.c.	SBK00066	SBK00065
c.a.	SBK00096	SBK00095

Sottobasi SuperManifold - *SuperManifold bases*



Sottobase monostabile a 3 posti
Monostable plate for 3 solenoid valves

Side F	Side R	Voltage c.c.	Voltage c.a.
-	-	SBK00055	SBK00087
G1/4"	G1/4"	SBK00056	SBK00088
-	G1/4"	SBK00058	SBK00090
G1/4"	-	SBK00057	SBK00089

Modulo connessione elettrica monostabile
Monostable electrical connection module

DX	GRP00124
SX	GRP00125



Sottobase bistabile a 3 posti
Bistable plate for 3 solenoid valves

Side F	Side R	Voltage c.c.	Voltage c.a.
-	-	SBK00059	SBK00091
G1/4"	G1/4"	SBK00060	SBK00092
-	G1/4"	SBK00062	SBK00094
G1/4"	-	SBK00061	SBK00093



Modulo connessione elettrica bistabile
Bistable electrical connection module

cod: **SBK00067**

SUBJECT TO CHANGES WITHOUT PRIOR NOTICE
CON RISERVA DI MODIFICA SENZA PREAVVISO

ELETTROVALVOLA 3/2+3/2 VIE solenoide 22mm **G 1/4" small**
SOLENOID VALVE 3/2+3/2 WAY 22mm solenoid ***G 1/4" small***

DOPPIO COMANDO ELETTROPNEUMATICO INDIRETTO

DOUBLE SOLENOID - INDIRECT PILOT

Basso assorbimento
Low power absorption



COD: CN [ ] [ ] 042 [ ] [ ]

MATERIALI / MATERIALS

Tutto polimero / All polymer	=	6

TIPO / TYPE

	std	asservita
N.C.+N.C. =	01	11
N.A.+N.A. =	02	12
N.C.+N.C. =	03	13

VOLTAGGIO / VOLTAGE

DC	12 V d.c. 2.2 W =	012B
	24 V d.c. 2.2 W =	024B
AC	12 V a.c. 2.8 VA =	012D
	24 V a.c. 2.8 VA =	024D
SENZA BOBINA / WITHOUT SOLENOID	=	000B

OPT.

Standard (con cacciavite) / Standard (with screwdriver)	=	-
Comando manuale a Leva / Lever manual override	=	L

FUNZIONAMENTO
Questa valvola 3/2+3/2 si comporta come due valvole pneumatiche distinte in un unico corpo e permette l'intercettazione di due condotti con in comune (1) oppure il pilotaggio di due cilindri a semplice effetto distinti.

CARATTERISTICHE
- Elevata portata
- Montaggio avviene singolarmente od in batteria Manifold

OPERATION
This valve contain two distinct 3/2 pneumatic valves and allow two different interception with (1) in common supply or two different command of single acting cylinders in presence of two pneumatic piloting signal.

PERFORMANCES
- *High flow*
- *Assembly can be in a singular way or in Manifold system*

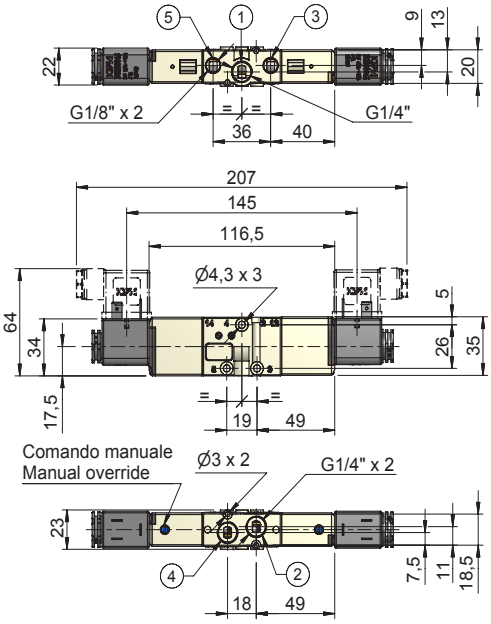

CONNETTORE E SOLENOIDE A PARTE SE NON SPECIFICATO
CONNECTOR AND SOLENOID ARE NOT INCLUDED

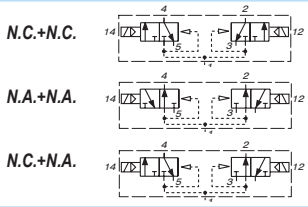

TIPI - *TYPES*

Alimentazione	=	1	= *SUPPLY*
Utilizzi	=	4 2	= *OUTPUT*
Scarichi	=	5 3	= *EXHAUST*
Linea di pilotaggio	=	12 14	= *PILOT LINE*

Fluido	*Fluid*	Aria compressa filtrata, lubrificata o non *Filtered lubricated or not lubricated air*
Fissaggio	*Fixing*	Mediante fori passanti nel corpo *By holes through the body*
Attacchi	*Connections*	1 =G 1/4" 3 5 =G 1/8" 2 4 =G 1/4"
Sistema di commutazione	*Switching system*	Spola *Spool*
Portata e diametro nominale (6 bar)	*Nominal rated flow and diameter (6 bar)*	730 Nl/min
Pressione di esercizio	*Working pressure*	I =2.5÷10 bar II =3÷10 bar
Tempo commutazione-disinserzione	*Switching - Unswitching time*	1 → 4 =18 ms 1 → 2 =20ms
Temperatura ambiente-fluido	*Ambient-fluid temperature range*	-10 ÷ 60°C 5 ÷ 60°C
Materiale corpo/connessioni	*Body / thread material*	Tecnopolimero Technopolymer
Materiale guarnizioni	*Seals material*	HNBR
Durata dell'inserimento ED	*Lasting of connection ED*	100% ED
Grado di protezione (con connettore)	*Protection degree (with connector)*	IP 65 (DIN 40050)
Peso (senza connettore)	*Weight (without connector)*	0.180 Kg

SUBJECT TO CHANGES WITHOUT PRIOR NOTICE
CON RISERVA DI MODIFICA SENZA PREAVVISO

DIAGRAMMA DI PORTATA NOMINALE
DIAGRAM OF NORMAL RATED FLOW

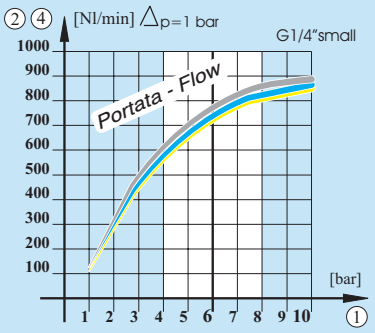

BOBINE ELETTRICHE STANDARD - *STANDARD COILS*

VOLTAGGIO VOLTAGE ±10%	DC Power	DC Cod:	AC Power	AC Cod:
12 V	2.2 W 6 W	DA005002 DA005001	2.8 VA 3.5 VA	BOB00070 BOB00028
24 V	2.2 W 3.5 W	DA005150 DA005101	2.8 VA 5 VA	BOB00066 BOB00045
115 V			5 VA	DA010803
230 V			5 VA	BOB00064

MONTAGGIO IN SOTTOBASE MANIFOLD
ASSEMBLY OF MANIFOLD BASES

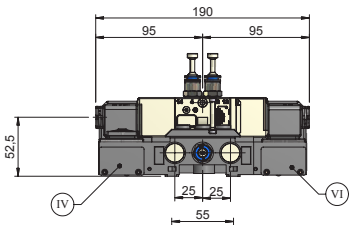

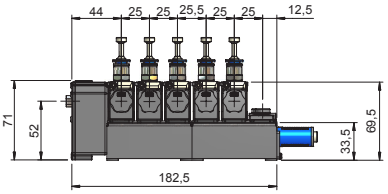

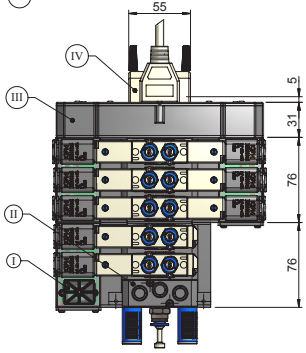

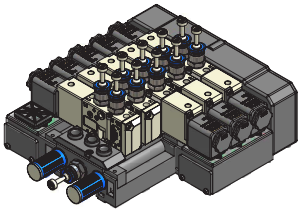

O P T I O N A L

CONNETTORI - *CONNECTORS*

(I) DIN 43650 - 22 mm

COD: **CNK000 22**

STD:0÷230V (no led)	=	22
Led+VDR 12÷24 V	=	18
Led+VDR 115 V	=	29
Led+VDR 230 V	=	44

SOTTOBASI MANIFOLD - *MANIFOLD BASES*

(II) BASE ENTRATA - *INLET BASE*



COD: **SBK00006**

(III) BASE INTERMEDIA - *MIDDLE BASE*



COD: **SBK00001**

(IV) BASE CHIUSURA - *CLOSURE BASE*



COD: **SBK00007**

PIASTRA PRELIEVO - *PORTING BLOCK*

APERTA - OPEN
COD : **SBK00002**

CHIUSA - CLOSED
COD : **SBK00028**

KIT PER BARRA DIN - *DIN FIXING KIT*

COD: **STK00033**

FLANGIA FISSAGGIO - *PLATE MOUNTING*

COD: **STK00001**

CAVI INTESTATI - *SERIAL PLUG*

type	1.8 m	5 m
F+F	CNT00071	CNT00085
F+M	CNT00073	CNT00083

CAVO M+F - *M+F CABLE*

0.3m	CNT00076
0.5m	CNT00077
1m	CNT00078

PROTEZIONI - *COVERS*

SBK00069

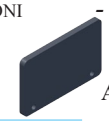

ACS00041



C.S. RICAMBIO - *SPARE PART CARD*

voltage	SX	DX
c.c.	SBK00066	SBK00065
c.a.	SBK00096	SBK00095

SOTTOBASI SUPERMANIFOLD - *SUPERMANIFOLD BASES*



SOTTOBASE MONOSTABILE A 3 POSTI
MONOSTABLE PLATE FOR 3 SOLENOID VALVES

Side F	Side R	Voltage c.c.	Voltage c.a.
-	-	SBK00055	SBK00087
G1/4"	G1/4"	SBK00056	SBK00088
-	G1/4"	SBK00058	SBK00090
G1/4"	-	SBK00057	SBK00089

MODULO CONNESSIONE ELETTRICA MONOSTABILE
MONOSTABLE ELECTRICAL CONNECTION MODULE

DX	GRP00124
SX	GRP00125



SOTTOBASE BISTABILE A 3 POSTI
BISTABLE PLATE FOR 3 SOLENOID VALVES

Side F	Side R	Voltage c.c.	Voltage c.a.
-	-	SBK00059	SBK00091
G1/4"	G1/4"	SBK00060	SBK00092
-	G1/4"	SBK00062	SBK00094
G1/4"	-	SBK00061	SBK00093



MODULO CONNESSIONE ELETTRICA BISTABILE
BISTABLE ELECTRICAL CONNECTION MODULE

cod: **SBK00067**

CON RISERVA DI MODIFICA SENZA PREAVVISO
SUBJECT TO CHANGES WITHOUT PRIOR NOTICE

ELETTROVALVOLA 5/2 VIE — G 1/4" small
SOLENOID VALVE 5/2 WAYS — G 1/4" small

COMANDO ELETTROPNEUMATICO INDIRETTO RIPOSIZIONAMENTO A MOLLA PNEUMATICA

SOLENOID - INDIRECT PILOT
PNEUMATIC SPRING RETURN

COD: CM [ ] [ ] 0 [ ] 42 [ ] [ ] [ ] [ ]

MATERIALI / *MATERIALS*
- Tutto polimero / All polymer = **6**

PILOT / *PILOT*
- std = **0**
- Asservita / External supply = **4**

RITORNO / *RETURN*
- std = **0**
- Molla meccanica / Mechanical spring = **A**

VOLTAGGIO / *VOLTAGE*

DC
- 12 V d.c. 6 W = **012C**
- 24 V d.c. 3.5 W = **024C**

AC
- 12 V a.c. 3.5 VA = **012A**
- 24 V a.c. 5 VA = **024A**
- 115 V a.c. 5 VA = **115A**
- 230 V a.c. 5 VA = **230A**

SENZA BOBINA / WITHOUT SOLENOID — STD = **0000**

OPT.
- Standard (con cacciavite) / Standard (with screwdriver) = **-**
- Comando manuale a Leva / Lever manual override = **L**

FUNZIONAMENTO
L'elettrovalvola 5/2 in presenza di un segnale elettrico di pilotaggio permette l'apertura e la chiusura di 2 condotti distinti.
IMPIEGO
Questa valvola 5/2 vie permette il pilotaggio diretto di cilindri a doppio effetto.
CARATTERISTICHE
- Elevata portata.
- Montaggio su base manifold o singola
- Massima compattezza per automazioni complesse

OPERATION
The 5/2 solenoid valve can open and close 2 distint piping with fluid in presence of an electric piloting signal.
USE
This 5/2 way solenoid valve allows the direct piloting of double acting cylinders.
PERFORMANCES
- *High flow*
- *Assembly on manifold bases or alone*
- *Very low overall dimension for high technology automation*

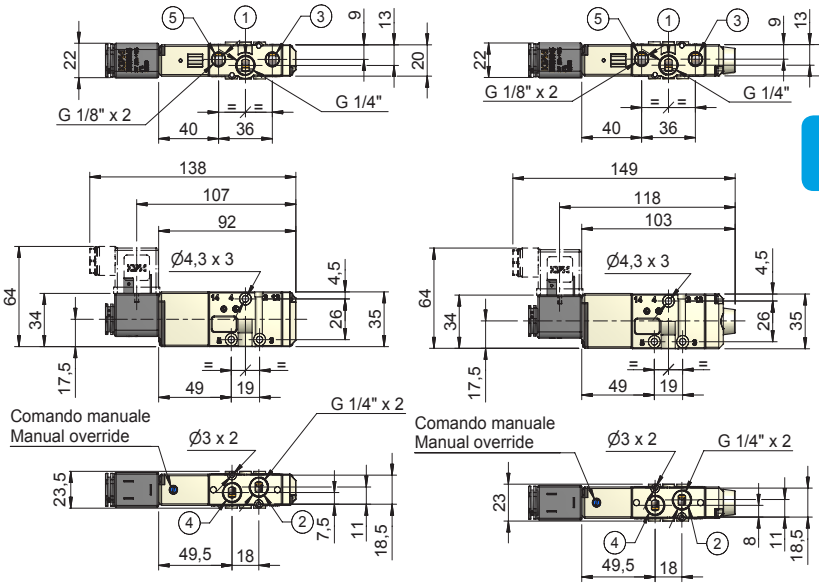

I — ***STANDARD***

II — ***MOLLA MECCANICA / MECHANICAL SPRING***

CONNETTORE E SOLENOIDE A PARTE SE NON SPECIFICATO
CONNECTOR AND SOLENOID ARE NOT INCLUDED

4.14

LOGICA - *LOGIC SYMBOL*

I — ***STANDARD***

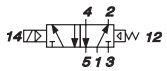

II — ***MOLLA MECCANICA / MECHANICAL SPRING***

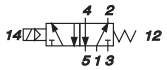

Alimentazione	=	1	= *SUPPLY*
Utilizzi	=	4 2	= *OUTPUT*
Scarichi	=	5 3	= *EXHAUST*
Linea di pilotaggio	=	14	= *PILOT LINE*

Fluido	*Fluid*	Aria compressa filtrata, lubrificata o non *Filtered lubricated or not lubricated air*
Fissaggio	*Fixing*	Mediante fori passanti nel corpo *By holes through the body*
Attacchi	*Connections*	1 =G 1/4" 3 5 =G 1/8" 2 4 =G 1/4"
Sistema di commutazione	*Switching system*	Spola *Spool*
Portata e diametro nominale (6 bar)	*Nominal rated flow and diameter (6 bar)*	730 Nl/min
Pressione di esercizio	*Working pressure*	I =2.5÷10 bar II =3÷10 bar
Tempo commutazione-disinserzione	*Switching - Unswitching time*	1 → 4 =18 ms 1 → 2 =20ms
Temperatura ambiente-fluido	*Ambient-fluid temperature range*	-10 ÷ 60°C 5 ÷ 60°C
Materiale corpo/connessioni	*Body / thread material*	Tecnopolimero Technopolymer
Materiale guarnizioni	*Seals material*	HNBR
Durata dell'inserimento ED	*Lasting of connection ED*	100% ED
Grado di protezione (con connettore)	*Protection degree (with connector)*	IP 65 (DIN 40050)
Peso (senza connettore)	*Weight (without connector)*	0.180 Kg

SUBJECT TO CHANGES WITHOUT PRIOR NOTICE
CON RISERVA DI MODIFICA SENZA PREAVVISO

Diagramma di portata nominale
Diagram of normal rated flow

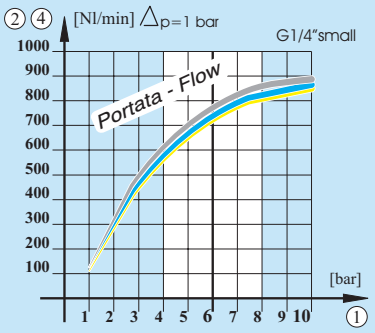

Bobine elettriche standard - *Standard coils*

VOLTAGGIO VOLTAGE ±10%	DC Power	DC Cod:	AC Power	AC Cod:
12 V	6 W	DA005001	3.5 VA	BOB00028
24 V	3.5 W	DA005101	5 VA	BOB00045
115 V			5 VA	DA010803
230 V			5 VA	BOB00064

22 mm

MONTAGGIO IN SOTTOBASE MANIFOLD
ASSEMBLY OF MANIFOLD BASES

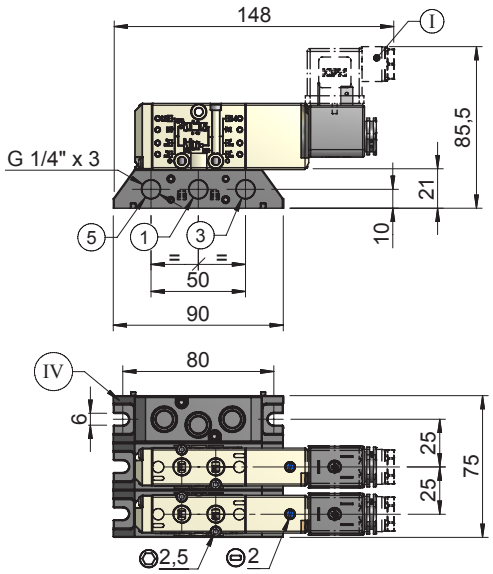

O P T I O N A L

Connettori - *Connectors*

I DIN 43650 - 22 mm

COD: **CNK000 22**

STD:0÷230V (no led)	=	22
Led+VDR 12÷24 V	=	18
Led+VDR 115 V	=	29
Led+VDR 230 V	=	44

Sottobasi manifold - *Manifold bases*

II Base entrata - *Inlet base*



COD: **SBK00006**

III Base intermedia - *Middle base*



COD: **SBK00001**

IV Base chiusura - *Closure base*



COD: **SBK00007**

Piastra prelievo - *Porting block*

APERTA - OPEN
COD : **SBK00002**
CHIUSA - CLOSED
COD : **SBK00028**

Kit per barra DIN - *DIN fixing kit*

COD: **STK00033**

Flangia fissaggio - *Plate mounting*

COD: **STK00001**

Cavi intestati - *Serial plug*

type	1.8 m	5 m
F+F	CNT00071	CNT00085
F+M	CNT00073	CNT00083

Cavo M+F - *M+F cable*

0.3m	CNT00076
0.5m	CNT00077
1m	CNT00078

Protezioni - *Covers*

SBK00069

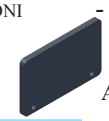

ACS00041

C.s. ricambio - *Spare part card*



voltage	SX	DX
c.c.	SBK00066	SBK00065
c.a.	SBK00096	SBK00095

Sottobasi SuperManifold - *SuperManifold bases*



Sottobase monostabile a 3 posti
Monostable plate for 3 solenoid valves

Side F	Side R	Voltage c.c.	Voltage c.a.
-	-	SBK00055	SBK00087
G1/4"	G1/4"	SBK00056	SBK00088
-	G1/4"	SBK00058	SBK00090
G1/4"	-	SBK00057	SBK00089

Modulo connessione elettrica monostabile
Monostable electrical connection module

DX	GRP00124
SX	GRP00125



Sottobase bistabile a 3 posti
Bistable plate for 3 solenoid valves

Side F	Side R	Voltage c.c.	Voltage c.a.
-	-	SBK00059	SBK00091
G1/4"	G1/4"	SBK00060	SBK00092
-	G1/4"	SBK00062	SBK00094
G1/4"	-	SBK00061	SBK00093



Modulo connessione elettrica bistabile
Bistable electrical connection module

cod: **SBK00067**

SUBJECT TO CHANGES WITHOUT PRIOR NOTICE
CON RISERVA DI MODIFICA SENZA PREAVVISO

ELETTROVALVOLA 5/2 VIE — G 1/4" small
SOLENOID VALVE 5/2 WAYS — G 1/4" small

COMANDO ELETTROPNEUMATICO INDIRETTO RIPOSIZIONAMENTO A MOLLA PNEUMATICA

SOLENOID - INDIRECT PILOT
PNEUMATIC SPRING RETURN

Basso assorbimento
Low power absorption

COD: CM [ ] [ ] 0 [ ] 42 [ ] [ ] [ ] [ ]

MATERIALI / *MATERIALS*
- Tutto polimero / All polymer = **6**

PILOT / *PILOT*
- std = **0**
- Asservita / External supply = **4**

RITORNO / *RETURN*
- std = **0**
- Molla meccanica / Mechanical spring = **A**

VOLTAGGIO / *VOLTAGE*
- DC: 12 V d.c. 2.2 W = **012B**; 24 V d.c. 2.2 W = **024B**
- AC: 12 V a.c. 2.8 VA = **012D**; 24 V a.c. 2.8 VA = **024D**
- Senza bobina / Without solenoid — STD = **000B**

OPT.
- Standard (con cacciavite) / Standard (with screwdriver) = **-**
- Comando manuale a Leva / Lever manual override = **L**

FUNZIONAMENTO
L'elettrovalvola 5/2 in presenza di un segnale elettrico di pilotaggio permette l'apertura e la chiusura di 2 condotti distinti.
IMPIEGO
Questa valvola 5/2 vie permette il pilotaggio diretto di cilindri a doppio effetto.
CARATTERISTICHE
- Elevata portata.
- Montaggio su base manifold o singola
- Massima compattezza per automazioni complesse

OPERATION
The 5/2 solenoid valve can open and close 2 distint piping with fluid in presence of an electric piloting signal.
USE
This 5/2 way solenoid valve allows the direct piloting of double acting cylinders.
PERFORMANCES
- *High flow*
- *Assembly on manifold bases or alone*
- *Very low overall dimension for high technology automation*

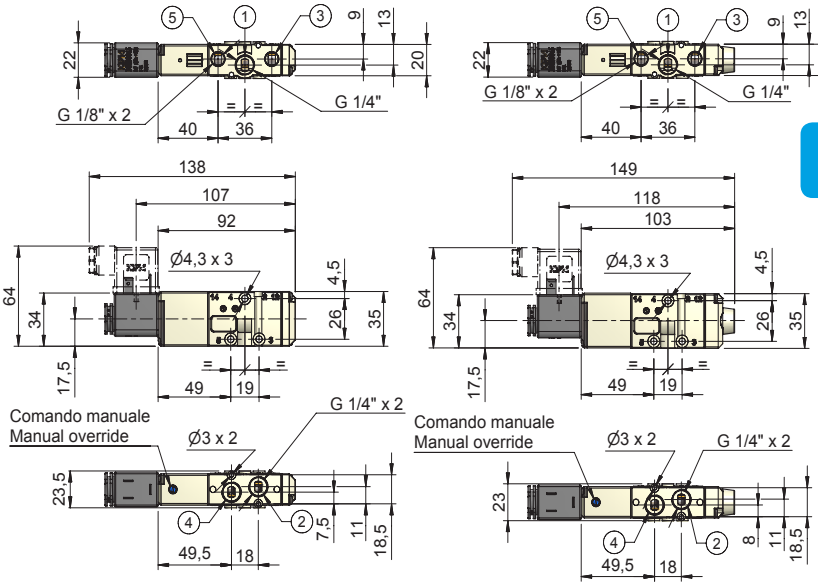

(I) ***STANDARD*** — (II) ***MOLLA MECCANICA / MECHANICAL SPRING***

CONNETTORE E SOLENOIDE A PARTE SE NON SPECIFICATO
CONNECTOR AND SOLENOID ARE NOT INCLUDED

LOGICA - *LOGIC SYMBOL*

(I) ***STANDARD***

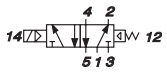

(II) ***MOLLA MECCANICA / MECHANICAL SPRING***

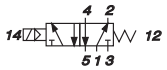

Alimentazione	=	(1) = *SUPPLY*
Utilizzi	=	(4) (2) = *OUTPUT*
Scarichi	=	(5) (3) = *EXHAUST*
Linea di pilotaggio	=	(14) = *PILOT LINE*

Fluido	*Fluid*	Aria compressa filtrata, lubrificata o non *Filtered lubricated or not lubricated air*
Fissaggio	*Fixing*	Mediante fori passanti nel corpo *By holes through the body*
Attacchi	*Connections*	(1) =G 1/4" (3) (5) =G 1/8" (2) (4) =G 1/4"
Sistema di commutazione	*Switching system*	Spola *Spool*
Portata e diametro nominale (6 bar)	*Nominal rated flow and diameter (6 bar)*	730 Nl/min
Pressione di esercizio	*Working pressure*	(I) =2.5÷10 bar (II) =3÷10 bar
Tempo commutazione-disinserzione	*Switching - Unswitching time*	(1) → (4) =18 ms (1) → (2) =20ms
Temperatura ambiente-fluido	*Ambient-fluid temperature range*	-10 ÷ 60°C 5 ÷ 60°C
Materiale corpo/connessioni	*Body / thread material*	Tecnopolimero Technopolymer
Materiale guarnizioni	*Seals material*	HNBR
Durata dell'inserimento ED	*Lasting of connection ED*	100% ED
Grado di protezione (con connettore)	*Protection degree (with connector)*	IP 65 (DIN 40050)
Peso (senza connettore)	*Weight (without connector)*	0.180 Kg

SUBJECT TO CHANGES WITHOUT PRIOR NOTICE
CON RISERVA DI MODIFICA SENZA PREAVVISO

Diagramma di portata nominale
Diagram of normal rated flow

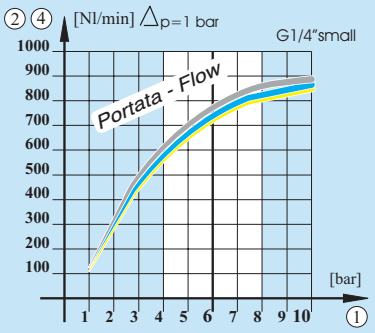

Bobine elettriche standard - *Standard coils*

Voltaggio / Voltage ±10%	DC 22 mm Power	DC Cod:	AC 22 mm Power	AC Cod:
12 V	2.2 W 6 W	DA005002 DA005001	2.8 VA 3.5 VA	BOB00070 BOB00028
24 V	2.2 W 3.5 W	DA005150 DA005101	2.8 VA 5 VA	BOB00066 BOB00045
115 V			5 VA	DA010803
230 V			5 VA	BOB00064

MONTAGGIO IN SOTTOBASE MANIFOLD
ASSEMBLY OF MANIFOLD BASES

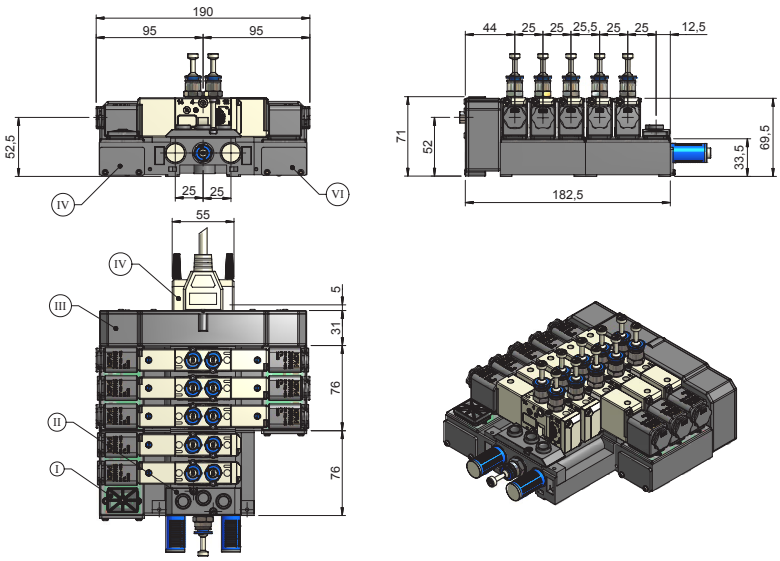

O P T I O N A L

Connettori - *Connectors*

I DIN 43650 - 22 mm

COD: **CNK000 22**

STD:0÷230V (no led)	=	22
Led+VDR 12÷24 V	=	18
Led+VDR 115 V	=	29
Led+VDR 230 V	=	44

Sottobasi manifold - *Manifold bases*

II Base entrata - *Inlet base*



COD: **SBK00006**

III Base intermedia - *Middle base*



COD: **SBK00001**

IV Base chiusura - *Closure base*



COD: **SBK00007**

Piastra prelievo - *Porting block*

APERTA - OPEN
COD : **SBK00002**

CHIUSA - CLOSED
COD : **SBK00028**

Kit per barra DIN - *DIN fixing kit*

COD: **STK00033**

Flangia fissaggio - *Plate mounting*

COD: **STK00001**

Cavi intestati - *Serial plug*

type	1.8 m	5 m
F+F	CNT00071	CNT00085
F+M	CNT00073	CNT00083

Cavo M+F - *M+F cable*

0.3m	CNT00076
0.5m	CNT00077
1m	CNT00078

Protezioni - *Covers*

SBK00069

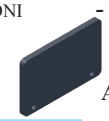

ACS00041



C.s. ricambio - *Spare part card*

voltage	SX	DX
c.c.	SBK00066	SBK00065
c.a.	SBK00096	SBK00095

Sottobasi SuperManifold - *SuperManifold bases*



Sottobase monostabile a 3 posti
Monostable plate for 3 solenoid valves

Side F	Side R	Voltage c.c.	Voltage c.a.
-	-	SBK00055	SBK00087
G1/4"	G1/4"	SBK00056	SBK00088
-	G1/4"	SBK00058	SBK00090
G1/4"	-	SBK00057	SBK00089

Modulo connessione elettrica monostabile
Monostable electrical connection module

DX	GRP00124
SX	GRP00125



Sottobase bistabile a 3 posti
Bistable plate for 3 solenoid valves

Side F	Side R	Voltage c.c.	Voltage c.a.
-	-	SBK00059	SBK00091
G1/4"	G1/4"	SBK00060	SBK00092
-	G1/4"	SBK00062	SBK00094
G1/4"	-	SBK00061	SBK00093



Modulo connessione elettrica bistabile
Bistable electrical connection module

cod: **SBK00067**

SUBJECT TO CHANGES WITHOUT PRIOR NOTICE
CON RISERVA DI MODIFICA SENZA PREAVVISO

ELETTROVALVOLA 5/2 VIE — G 1/4" small
SOLENOID VALVE 5/2 WAYS — G 1/4" small

COMANDO ELETTROPNEUMATICO INDIRETTO

SOLENOID - INDIRECT PILOT

COD: CM [ ] [ ] 042 [ ] [ ] [ ] [ ]

MATERIALI / *MATERIALS*
- Tutto polimero / All polymer = **6**

PILOT / *PILOT*
- std = **20**
- Differenziale = / Differential = **21**
- Asservita = / External supply = **60**

VOLTAGGIO / *VOLTAGE*

DC
- 12 V d.c. 6 W = **012C**
- 24 V d.c. 3.5 W = **024C**

AC
- 12 V a.c. 3.5 VA = **012A**
- 24 V a.c. 5 VA = **024A**
- 115 V a.c. 5 VA = **115A**
- 230 V a.c. 5 VA = **230A**

SENZA BOBINA / WITHOUT SOLENOID — STD = **0000**

OPT.
- Standard (con cacciavite) / Standard (with screwdriver) = **-**
- Comando manuale a Leva / Lever manual override = **L**



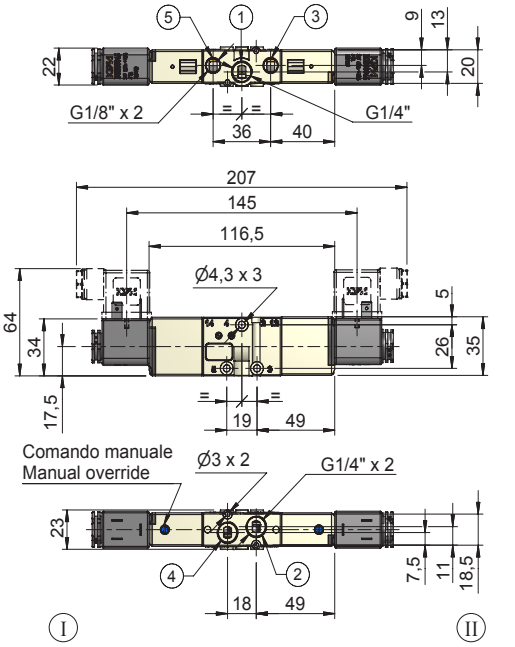

STANDARD — ***DIFFERENZIALE / DIFFERENTIAL***

CONNETTORE E SOLENOIDE A PARTE SE NON SPECIFICATO
CONNECTOR AND SOLENOID ARE NOT INCLUDED

FUNZIONAMENTO
L'elettrovalvola 5/2 in presenza di un segnale elettrico di pilotaggio permette l'apertura e la chiusura di 2 condotti distinti.
IMPIEGO
Questa valvola 5/2 vie permette il pilotaggio diretto di cilindri a doppio effetto.
CARATTERISTICHE
- Elevata portata.
- Montaggio su base manifold o singola
- Massima compattezza per automazioni complesse

La versione differenziale nella condizione di pilotaggio simultaneo di 12 10 si commuta in 12.

OPERATION
The 5/2 solenoid valve can open and close 2 distint piping with fluid in presence of an electric piloting signal.
USE
This 5/2 way solenoid valve allows the direct piloting of double acting cylinders.
PERFORMANCES
- *High flow*
- *Assembly on manifold bases or alone*
- *Very low overall dimension for high technology automation*

In the condition of simultaneous piloting of 12 10 the differential type switches itself in 12.

LOGICA - *LOGIC SYMBOL*

I **STANDARD**

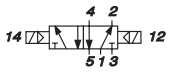

II ***DIFFERENZIALE / DIFFERENTIAL***

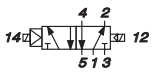

Alimentazione	=	1	= *SUPPLY*
Utilizzi	=	4 2	= *OUTPUT*
Scarichi	=	5 3	= *EXHAUST*
Linea di pilotaggio	=	14	= *PILOT LINE*

Fluido	*Fluid*	Aria compressa filtrata, lubrificata o non *Filtered lubricated or not lubricated air*
Fissaggio	*Fixing*	Mediante fori passanti nel corpo *By holes through the body*
Attacchi	*Connections*	1 =G 1/4" 3 5 =G 1/8" 2 4 =G 1/4"
Sistema di commutazione	*Switching system*	Spola *Spool*
Portata e diametro nominale (6 bar)	*Nominal rated flow and diameter (6 bar)*	730 Nl/min
Pressione di esercizio	*Working pressure*	I =2.5÷10 bar II =3÷10 bar
Tempo commutazione-disinserzione	*Switching - Unswitching time*	1 → 4 =18 ms 1 → 2 =20ms
Temperatura ambiente-fluido	*Ambient-fluid temperature range*	-10 ÷ 60°C 5 ÷ 60°C
Materiale corpo/connessioni	*Body / thread material*	Tecnopolimero Technopolymer
Materiale guarnizioni	*Seals material*	HNBR
Durata dell'inserimento ED	*Lasting of connection ED*	100% ED
Grado di protezione (con connettore)	*Protection degree (with connector)*	IP 65 (DIN 40050)
Peso (senza connettore)	*Weight (without connector)*	0.180 Kg

SUBJECT TO CHANGES WITHOUT PRIOR NOTICE
CON RISERVA DI MODIFICA SENZA PREAVVISO

DIAGRAMMA DI PORTATA NOMINALE
DIAGRAM OF NORMAL RATED FLOW

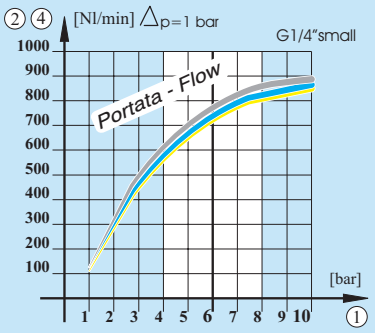

BOBINE ELETTRICHE STANDARD - *STANDARD COILS*

VOLTAGGIO VOLTAGE ±10%	DC 22 mm Power	DC Cod:	AC Power	AC Cod:
12 V	6 W	DA005001	3.5 VA	BOB00028
24 V	3.5 W	DA005101	5 VA	BOB00045
115 V			5 VA	DA010803
230 V			5 VA	BOB00064

MONTAGGIO IN SOTTOBASE MANIFOLD
ASSEMBLY OF MANIFOLD BASES

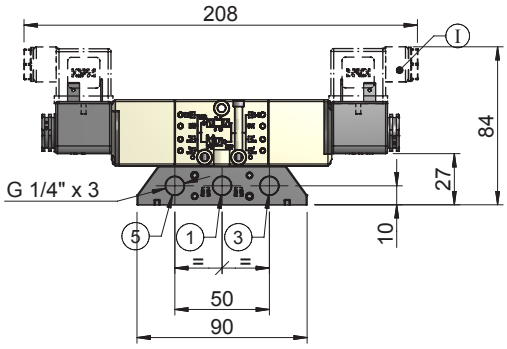

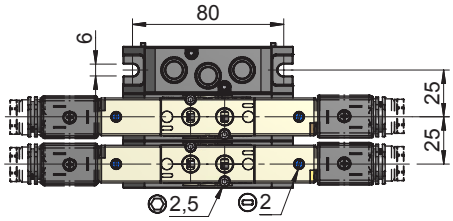

O P T I O N A L

CONNETTORI - *CONNECTORS*

I DIN 43650 - 22 mm

COD: **CNK000 22**

STD:0÷230V (no led)		=	22
Led+VDR	12÷24 V	=	18
Led+VDR	115 V	=	29
Led+VDR	230 V	=	44

SOTTOBASI MANIFOLD - *MANIFOLD BASES*

II



BASE ENTRATA - *INLET BASE*

COD: **SBK00006**

III



BASE INTERMEDIA - *MIDDLE BASE*

COD: **SBK00001**

IV



BASE CHIUSURA - *CLOSURE BASE*

COD: **SBK00007**

PIASTRA PRELIEVO - *PORTING BLOCK*

APERTA - OPEN
COD : **SBK00002**

CHIUSA - CLOSED
COD : **SBK00028**

KIT PER BARRA DIN - *DIN FIXING KIT*

COD: **STK00033**

FLANGIA FISSAGGIO - *PLATE MOUNTING*

COD: **STK00001**

CAVI INTESTATI - *SERIAL PLUG*

type	1.8 m	5 m
F+F	CNT00071	CNT00085
F+M	CNT00073	CNT00083

CAVO M+F - *M+F CABLE*

0.3m CNT00076
0.5m CNT00077
1m CNT00078

PROTEZIONI - *COVERS*

SBK00069

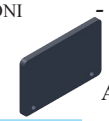

ACS00041



C.S. RICAMBIO - *SPARE PART CARD*

voltage	SX	DX
c.c.	SBK00066	SBK00065
c.a.	SBK00096	SBK00095

SOTTOBASI SUPERMANIFOLD - *SUPERMANIFOLD BASES*



SOTTOBASE MONOSTABILE A 3 POSTI
MONOSTABLE PLATE FOR 3 SOLENOID VALVES

Side F	Side R	Voltage c.c.	Voltage c.a.
-	-	SBK00055	SBK00087
G1/4"	G1/4"	SBK00056	SBK00088
-	G1/4"	SBK00058	SBK00090
G1/4"	-	SBK00057	SBK00089

MODULO CONNESSIONE ELETTRICA MONOSTABILE
MONOSTABLE ELECTRICAL CONNECTION MODULE

DX **GRP00124**
SX **GRP00125**



SOTTOBASE BISTABILE A 3 POSTI
BISTABLE PLATE FOR 3 SOLENOID VALVES

Side F	Side R	Voltage c.c.	Voltage c.a.
-	-	SBK00059	SBK00091
G1/4"	G1/4"	SBK00060	SBK00092
-	G1/4"	SBK00062	SBK00094
G1/4"	-	SBK00061	SBK00093



MODULO CONNESSIONE ELETTRICA BISTABILE
BISTABLE ELECTRICAL CONNECTION MODULE

cod: **SBK00067**

CON RISERVA DI MODIFICA SENZA PREAVVISO
SUBJECT TO CHANGES WITHOUT PRIOR NOTICE

STAMPATO - PRINTED : 08/08/2011

ELETTROVALVOLA 5/2 VIE — G 1/4" small
SOLENOID VALVE 5/2 WAYS — G 1/4" small

COMANDO ELETTROPNEUMATICO INDIRETTO

SOLENOID - INDIRECT PILOT

Basso assorbimento
Low power absorption



COD: CM [ ] [ ] 042 [ ] [ ] [ ] [ ]

MATERIALI / MATERIALS
- Tutto polimero / All polymer = **6**

PILOT / PILOT
- std = **20**
- Differenziale = / Differential = **21**
- Asservita = / External supply = **60**

VOLTAGGIO / VOLTAGE
- DC: 12 V d.c. 2.2 W = **012B**; 24 V d.c. 2.2 W = **024B**
- AC: 12 V a.c. 2.8 VA = **012D**; 24 V a.c. 2.8 VA = **024D**
- Senza bobina / Without solenoid — STD = **000B**

OPT.
- Standard (con cacciavite) / Standard (with screwdriver) = **-**
- Comando manuale a Leva / Lever manual override = **L**

FUNZIONAMENTO
L'elettrovalvola 5/2 in presenza di un segnale elettrico di pilotaggio permette l'apertura e la chiusura di 2 condotti distinti.
IMPIEGO
Questa valvola 5/2 vie permette il pilotaggio diretto di cilindri a doppio effetto.
CARATTERISTICHE
- Elevata portata.
- Montaggio su base manifold o singola
- Massima compattezza per automazioni complesse

La versione differenziale nella condizione di pilotaggio simultaneo di 12 10 si commuta in 12.

OPERATION
The 5/2 solenoid valve can open and close 2 distint piping with fluid in presence of an electric piloting signal.
USE
This 5/2 way solenoid valve allows the direct piloting of double acting cylinders.
PERFORMANCES
- *High flow*
- *Assembly on manifold bases or alone*
- *Very low overall dimension for high technology automation*

In the condition of simultaneous piloting of 12 10 the differential type switches itself in 12.

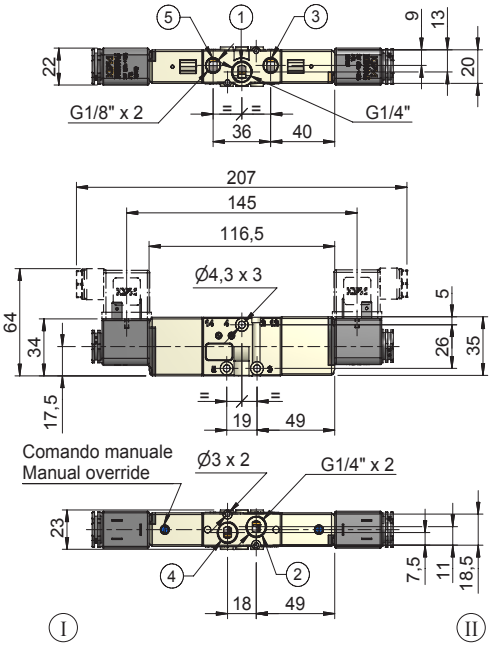

STANDARD — ***DIFFERENZIALE / DIFFERENTIAL***

CONNETTORE E SOLENOIDE A PARTE SE NON SPECIFICATO
CONNECTOR AND SOLENOID ARE NOT INCLUDED

LOGICA - *LOGIC SYMBOL*

I **STANDARD**

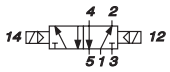

II ***DIFFERENZIALE / DIFFERENTIAL***

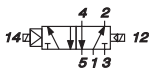

Alimentazione	=	1	= *SUPPLY*
Utilizzi	=	4 2	= *OUTPUT*
Scarichi	=	5 3	= *EXHAUST*
Linea di pilotaggio	=	14	= *PILOT LINE*

Fluido	*Fluid*	Aria compressa filtrata, lubrificata o non *Filtered lubricated or not lubricated air*
Fissaggio	*Fixing*	Mediante fori passanti nel corpo *By holes through the body*
Attacchi	*Connections*	1 =G 1/4" 3 5 =G 1/8" 2 4 =G 1/4"
Sistema di commutazione	*Switching system*	Spola *Spool*
Portata e diametro nominale (6 bar)	*Nominal rated flow and diameter (6 bar)*	730 Nl/min
Pressione di esercizio	*Working pressure*	I =2.5÷10 bar II =3÷10 bar
Tempo commutazione-disinserzione	*Switching - Unswitching time*	1 → 4 =18 ms 1 → 2 =20ms
Temperatura ambiente-fluido	*Ambient-fluid temperature range*	-10 ÷ 60°C 5 ÷ 60°C
Materiale corpo/connessioni	*Body / thread material*	Tecnopolimero Technopolymer
Materiale guarnizioni	*Seals material*	HNBR
Durata dell'inserimento ED	*Lasting of connection ED*	100% ED
Grado di protezione (con connettore)	*Protection degree (with connector)*	IP 65 (DIN 40050)
Peso (senza connettore)	*Weight (without connector)*	0.180 Kg

SUBJECT TO CHANGES WITHOUT PRIOR NOTICE
CON RISERVA DI MODIFICA SENZA PREAVVISO

Diagramma di portata nominale
Diagram of normal rated flow

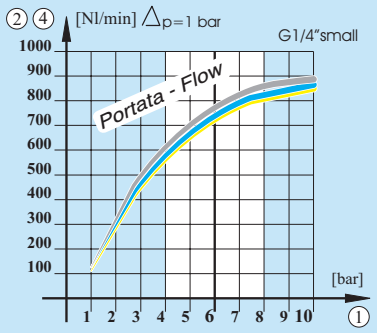

Bobine elettriche standard - *Standard coils*

VOLTAGGIO VOLTAGE ±10%	DC Power	DC Cod:	AC Power	AC Cod:
12 V	2.2 W 6 W	DA005002 DA005001	2.8 VA 3.5 VA	BOB00070 BOB00028
24 V	2.2 W 3.5 W	DA005150 DA005101	2.8 VA 5 VA	BOB00066 BOB00045
115 V			5 VA	DA010803
230 V			5 VA	BOB00064

MONTAGGIO IN SOTTOBASE MANIFOLD
ASSEMBLY OF MANIFOLD BASES

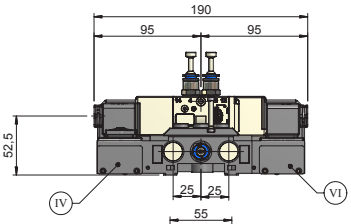

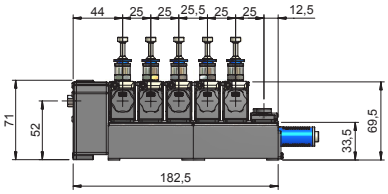

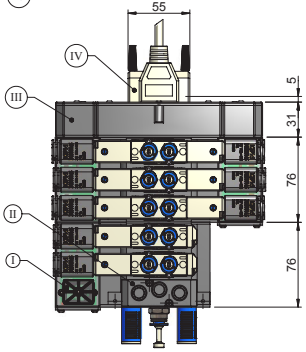

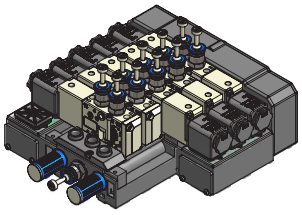

O P T I O N A L

Connettori - *Connectors*

(I) DIN 43650 - 22 mm

COD: **CNK000 22**

STD:0÷230V (no led)		=	22
Led+VDR	12÷24 V	=	18
Led+VDR	115 V	=	29
Led+VDR	230 V	=	44

Sottobasi manifold - *Manifold bases*

(II) Base entrata - *Inlet base*



COD: **SBK00006**

(III) Base intermedia - *Middle base*



COD: **SBK00001**

(IV) Base chiusura - *Closure base*



COD: **SBK00007**

Piastra prelievo - *Porting block*

APERTA - OPEN
COD : **SBK00002**

CHIUSA - CLOSED
COD : **SBK00028**

Kit per barra DIN - *DIN fixing kit*

COD: **STK00033**

Flangia fissaggio - *Plate mounting*

COD: **STK00001**

Cavi intestati - *Serial plug*

type	1.8 m	5 m
F+F	CNT00071	CNT00085
F+M	CNT00073	CNT00083

Cavo M+F - *M+F cable*

0.3m	CNT00076
0.5m	CNT00077
1m	CNT00078

Protezioni - *Covers*

SBK00069

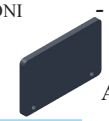

ACS00041

C.s. ricambio - *Spare part card*



voltage	SX	DX
c.c.	SBK00066	SBK00065
c.a.	SBK00096	SBK00095

Sottobasi SuperManifold - *SuperManifold bases*



Sottobase monostabile a 3 posti
Monostable plate for 3 solenoid valves

Side F	Side R	Voltage c.c.	Voltage c.a.
-	-	SBK00055	SBK00087
G1/4"	G1/4"	SBK00056	SBK00088
-	G1/4"	SBK00058	SBK00090
G1/4"	-	SBK00057	SBK00089

Modulo connessione elettrica monostabile
Monostable electrical connection module

DX	GRP00124
SX	GRP00125



Sottobase bistabile a 3 posti
Bistable plate for 3 solenoid valves

Side F	Side R	Voltage c.c.	Voltage c.a.
-	-	SBK00059	SBK00091
G1/4"	G1/4"	SBK00060	SBK00092
-	G1/4"	SBK00062	SBK00094
G1/4"	-	SBK00061	SBK00093



Modulo connessione elettrica bistabile
Bistable electrical connection module

cod: **SBK00067**

SUBJECT TO CHANGES WITHOUT PRIOR NOTICE
CON RISERVA DI MODIFICA SENZA PREAVVISO

ELETTROVALVOLA 5/3 VIE G 1/4"small
SOLENOID VALVE 5/3 WAYS G 1/4"small

DOPPIO COMANDO ELETTROPNEUMATICO INDIRETTO

DOUBLE SOLENOID - INDIRECT PILOT

COD: CM [ ] [ ] 42 [ ] [ ]

MATERIALI / MATERIALS

Tutto polimero / All polymer	=	6

TIPO / TYPE

C.C.	std =	800
	asservita =	801
C.A.	std =	850
	asservita =	851
C.P.	std =	900
	asservita =	901

VOLTAGGIO / VOLTAGE

DC	12 V d.c. 6 W	=	012C
	24 V d.c. 3.5 W	=	024C
AC	12 V a.c. 3.5 VA	=	012A
	24 V a.c. 5 VA	=	024A
	115 V a.c. 5 VA	=	115A
	230 V a.c. 5 VA	=	230A
Senza bobina / Without solenoid	STD =		0000

OPT.

Standard (con cacciavite) / Standard (with screwdriver)	=	-
Comando manuale a Leva / Lever manual override	=	L

FUNZIONAMENTO
La valvola 5/3 svolge la funzione di apertura e contemporanea chiusura di 2 condotti distini in presenza di un segnale pneumatico di pilotaggio.

IMPIEGO
La 5/3 vie nasce per il comando diretto di cilindri a doppio effetto. La terza posizione viene raggiunta in assenza dei pilotaggi e può essere del tipo:
- **Centri Chiusi**: per assicurare il blocco dell'attuatore.
- **Centri Aperti**: per assicurare lo sblocco dell'attuatore
- **Centri in Pressione**: per assicurare l'alimentazione dell'attuatore

CARATTERISTICHE
- Montaggio sia su base Manifold che singolarmente.

OPERATION
The 5/3 pneumatic valve can open and close 2 separated piping with fluid in presence of an pneumatic piloting signal.

USE
This 5/3 way pneumatic valve allows the direct piloting of double acting cylinders. If piloting is absent the valve can be:
- *Closed Centers: to ensure the blocking of the actuator.*
- *Opened Centers: to ensure the release of the actuator.*
- *Centers in Pressure: to ensure the supply of the actuator.*

PERFORMANCES
- *Assembly on Manifold bases or in a singular way.*



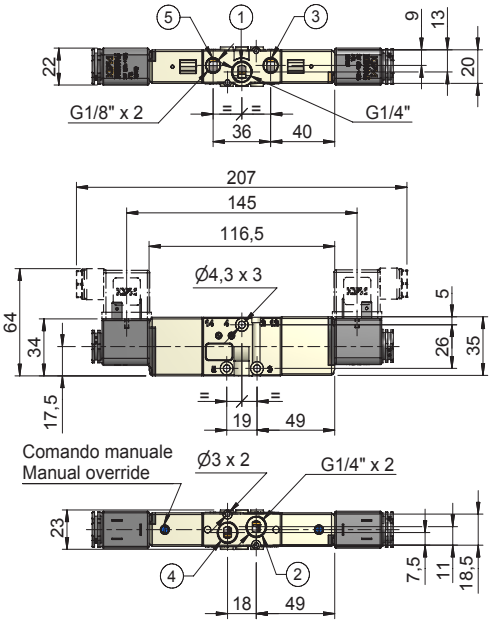

CONNETTORE E SOLENOIDE A PARTE SE NON SPECIFICATO
CONNECTOR AND SOLENOID ARE NOT INCLUDED

LOGICA - *LOGIC SYMBOL*

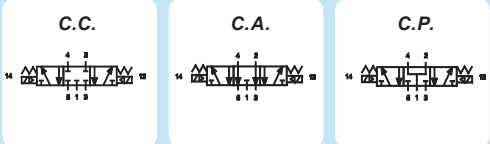

Alimentazione	=	1	= Supply
Utilizzi	=	4 2	= Output
Scarichi	=	5 3	= Exhaust
Linea di pilotaggio	=	12 14	= Pilot line

Fluido	*Fluid*	Aria compressa filtrata, lubrificata o non *Filtered lubricated or not lubricated air*
Fissaggio	*Fixing*	Mediante fori passanti nel corpo *By holes through the body*
Attacchi	*Connections*	1 =G 1/4" 3 5 =G 1/8" 2 4 =G 1/4"
Sistema di commutazione	*Switching system*	Spola *Spool*
Portata e diametro nominale (6 bar)	*Nominal rated flow and diameter (6 bar)*	730 Nl/min
Pressione di esercizio	*Working pressure*	I =2.5÷10 bar II =3÷10 bar
Tempo commutazione-disinserzione	*Switching - Unswitching time*	1 → 4 =18 ms 1 → 2 =20ms
Temperatura ambiente-fluido	*Ambient-fluid temperature range*	-10 ÷ 60°C 5 ÷ 60°C
Materiale corpo/connessioni	*Body / thread material*	Tecnopolimero Technopolymer
Materiale guarnizioni	*Seals material*	HNBR
Durata dell'inserimento ED	*Lasting of connection ED*	100% ED
Grado di protezione (con connettore)	*Protection degree (with connector)*	IP 65 (DIN 40050)
Peso (senza connettore)	*Weight (without connector)*	0.180 Kg

SUBJECT TO CHANGES WITHOUT PRIOR NOTICE
CON RISERVA DI MODIFICA SENZA PREAVVISO

Diagramma di portata nominale
Diagram of normal rated flow

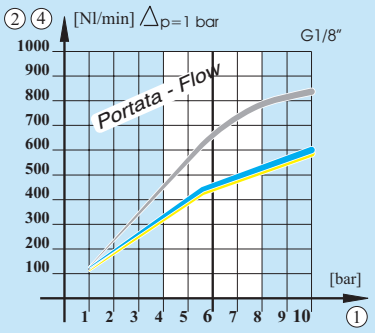

Bobine elettriche standard - *Standard coils*

Voltaggio / Voltage ±10%	DC 22 mm Power	DC Cod:	AC 22 mm Power	AC Cod:
12 V	6 W	DA005001	3.5 VA	BOB00028
24 V	3.5 W	DA005101	5 VA	BOB00045
115 V			5 VA	DA010803
230 V			5 VA	BOB00064

MONTAGGIO IN SOTTOBASE MANIFOLD
ASSEMBLY OF MANIFOLD BASES

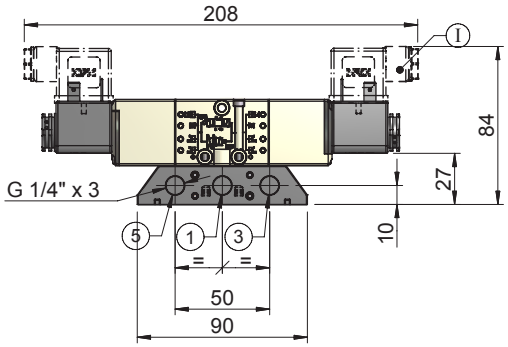

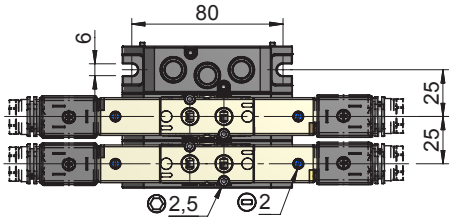

O P T I O N A L

Connettori - *Connectors*

I DIN 43650 - 22 mm

COD: **CNK000 22**

STD:0÷230V (no led)		=	22
Led+VDR	12÷24 V	=	18
Led+VDR	115 V	=	29
Led+VDR	230 V	=	44

Sottobasi manifold - *Manifold bases*

II Base entrata - *Inlet base*



COD: **SBK00006**

III Base intermedia - *Middle base*



COD: **SBK00001**

IV Base chiusura - *Closure base*



COD: **SBK00007**

Piastra prelievo - *Porting block*

APERTA - OPEN
COD : **SBK00002**
CHIUSA - CLOSED
COD : **SBK00028**

Kit per barra DIN - *DIN fixing kit*

COD: **STK00033**

Flangia fissaggio - *Plate mounting*

COD: **STK00001**

Cavi intestati - *Serial plug*

type	1.8 m	5 m
F+F	CNT00071	CNT00085
F+M	CNT00073	CNT00083

Cavo M+F - *M+F cable*

0.3m	CNT00076
0.5m	CNT00077
1m	CNT00078

Protezioni - *Covers*

SBK00069

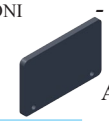

ACS00041

C.s. ricambio - *Spare part card*



voltage	SX	DX
c.c.	SBK00066	SBK00065
c.a.	SBK00096	SBK00095

Sottobasi SuperManifold - *SuperManifold bases*



Sottobase monostabile a 3 posti
Monostable plate for 3 solenoid valves

Side F	Side R	Voltage c.c.	Voltage c.a.
-	-	SBK00055	SBK00087
G1/4"	G1/4"	SBK00056	SBK00088
-	G1/4"	SBK00058	SBK00090
G1/4"	-	SBK00057	SBK00089

Modulo connessione elettrica monostabile
Monostable electrical connection module

DX	GRP00124
SX	GRP00125



Sottobase bistabile a 3 posti
Bistable plate for 3 solenoid valves

Side F	Side R	Voltage c.c.	Voltage c.a.
-	-	SBK00059	SBK00091
G1/4"	G1/4"	SBK00060	SBK00092
-	G1/4"	SBK00062	SBK00094
G1/4"	-	SBK00061	SBK00093



Modulo connessione elettrica bistabile
Bistable electrical connection module

cod: **SBK00067**

SUBJECT TO CHANGES WITHOUT PRIOR NOTICE
CON RISERVA DI MODIFICA SENZA PREAVVISO

ELETTROVALVOLA 5/3 VIE G 1/4"small
SOLENOID VALVE 5/3 WAYS G 1/4"small

DOPPIO COMANDO ELETTROPNEUMATICO INDIRETTO

DOUBLE SOLENOID - INDIRECT PILOT

Basso assorbimento
Low power absorption



COD: CM [ ] [ ] 42 [ ] [ ]

MATERIALI / MATERIALS

Tutto polimero / All polymer	=	6

TIPO / TYPE

C.C.	std =	800
	asservita =	801
C.A.	std =	850
	asservita =	851
C.P.	std =	900
	asservita =	901

VOLTAGGIO / VOLTAGE

DC	12 V d.c. 2.2 W =	012B
	24 V d.c. 2.2 W =	024B
AC	12 V a.c. 2.8 VA =	012D
	24 V a.c. 2.8 VA =	024D
Senza bobina / Without solenoid	=	000B

OPT.

Standard (con cacciavite) / Standard (with screwdriver)	=	-
Comando manuale a Leva / Lever manual override	=	L

FUNZIONAMENTO
La valvola 5/3 svolge la funzione di apertura e contemporanea chiusura di 2 condotti distini in presenza di un segnale pneumatico di pilotaggio.

IMPIEGO
La 5/3 vie nasce per il comando diretto di cilindri a doppio effetto. La terza posizione viene raggiunta in assenza dei pilotaggi e può essere del tipo:
- **Centri Chiusi**: per assicurare il blocco dell'attuatore.
- **Centri Aperti**: per assicurare lo sblocco dell'attuatore
- **Centri in Pressione**: per assicurare l'alimentazione dell'attuatore

CARATTERISTICHE
- Montaggio sia su base Manifold che singolarmente.

OPERATION
The 5/3 pneumatic valve can open and close 2 separated piping with fluid in presence of an pneumatic piloting signal.

USE
This 5/3 way pneumatic valve allows the direct piloting of double acting cylinders. If piloting is absent the valve can be:
- ***Closed Centers**: to ensure the blocking of the actuator.*
- ***Opened Centers**: to ensure the release of the actuator.*
- ***Centers in Pressure**: to ensure the supply of the actuator.*

PERFORMANCES
- *Assembly on Manifold bases or in a singular way.*

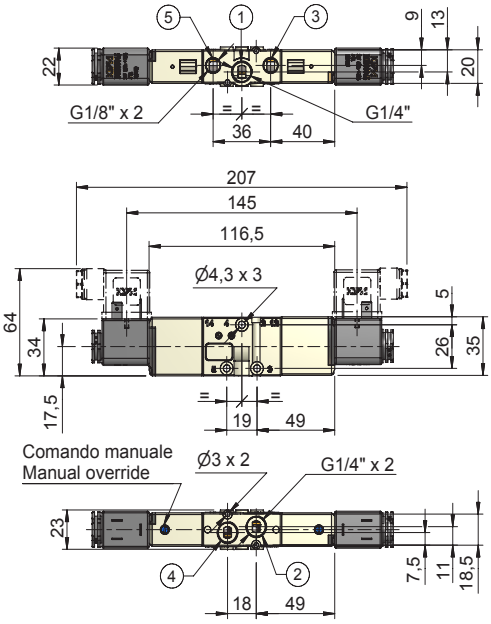

CONNETTORE E SOLENOIDE A PARTE SE NON SPECIFICATO
CONNECTOR AND SOLENOID ARE NOT INCLUDED

LOGICA - *LOGIC SYMBOL*

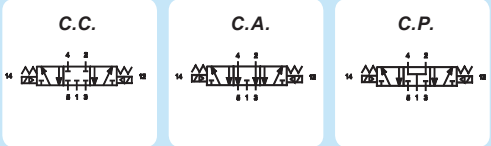

Alimentazione	=	1	= Supply
Utilizzi	=	4 2	= Output
Scarichi	=	5 3	= Exhaust
Linea di pilotaggio	=	12 14	= Pilot line

Fluido	*Fluid*	Aria compressa filtrata, lubrificata o non *Filtered lubricated or not lubricated air*
Fissaggio	*Fixing*	Mediante fori passanti nel corpo *By holes through the body*
Attacchi	*Connections*	1 =G 1/4" 3 5 =G 1/8" 2 4 =G 1/4"
Sistema di commutazione	*Switching system*	Spola *Spool*
Portata e diametro nominale (6 bar)	*Nominal rated flow and diameter (6 bar)*	730 Nl/min
Pressione di esercizio	*Working pressure*	I =2.5÷10 bar II =3÷10 bar
Tempo commutazione-disinserzione	*Switching - Unswitching time*	1 → 4 =18 ms 1 → 2 =20ms
Temperatura ambiente-fluido	*Ambient-fluid temperature range*	-10 ÷ 60°C 5 ÷ 60°C
Materiale corpo/connessioni	*Body / thread material*	Tecnopolimero Technopolymer
Materiale guarnizioni	*Seals material*	HNBR
Durata dell'inserimento ED	*Lasting of connection ED*	100% ED
Grado di protezione (con connettore)	*Protection degree (with connector)*	IP 65 (DIN 40050)
Peso (senza connettore)	*Weight (without connector)*	0.180 Kg

SUBJECT TO CHANGES WITHOUT PRIOR NOTICE
CON RISERVA DI MODIFICA SENZA PREAVVISO

Diagramma di portata nominale
Diagram of normal rated flow

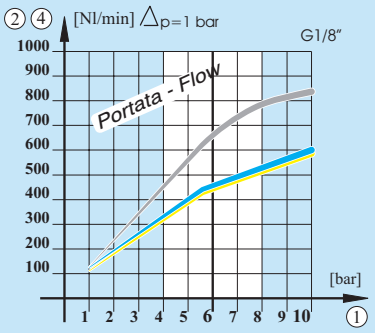

Bobine elettriche standard - *Standard coils*

Voltaggio / Voltage ±10%	DC Power	DC Cod:	AC Power	AC Cod:
12 V	2.2 W 6 W	DA005002 DA005001	2.8 VA 3.5 VA	BOB00070 BOB00028
24 V	2.2 W 3.5 W	DA005150 DA005101	2.8 VA 5 VA	BOB00066 BOB00045
115 V			5 VA	DA010803
230 V			5 VA	BOB00064

MONTAGGIO IN SOTTOBASE MANIFOLD
ASSEMBLY OF MANIFOLD BASES

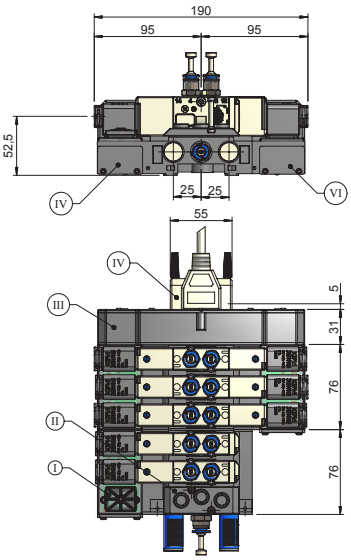

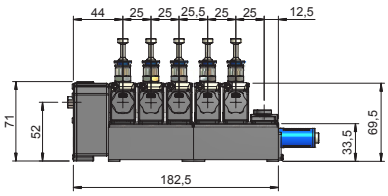

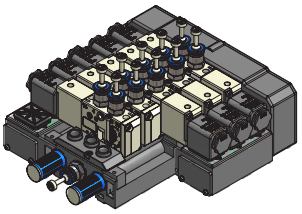

Sottobasi SuperManifold - *SuperManifold bases*



Sottobase monostabile a 3 posti
Monostable plate for 3 solenoid valves

Side F	Side R	Voltage c.c.	Voltage c.a.
-	-	SBK00055	SBK00087
G1/4"	G1/4"	SBK00056	SBK00088
-	G1/4"	SBK00058	SBK00090
G1/4"	-	SBK00057	SBK00089

Modulo connessione elettrica monostabile
Monostable electrical connection module

DX **GRP00124**
SX **GRP00125**



Sottobase bistabile a 3 posti
Bistable plate for 3 solenoid valves

Side F	Side R	Voltage c.c.	Voltage c.a.
-	-	SBK00059	SBK00091
G1/4"	G1/4"	SBK00060	SBK00092
-	G1/4"	SBK00062	SBK00094
G1/4"	-	SBK00061	SBK00093



Modulo connessione elettrica bistabile
Bistable electrical connection module

cod: **SBK00067**

O P T I O N A L

Connettori - *Connectors*

(I) DIN 43650 - 22 mm

COD: **CNK000 22**

STD:0÷230V (no led)		=	22
Led+VDR	12÷24 V	=	18
Led+VDR	115 V	=	29
Led+VDR	230 V	=	44

Sottobasi manifold - *Manifold bases*

(II) 

Base entrata - *Inlet base*

COD: **SBK00006**

(III) 

Base intermedia - *Middle base*

COD: **SBK00001**

(IV) 

Base chiusura - *Closure base*

COD: **SBK00007**

Piastra prelievo - *Porting block*

APERTA - OPEN
COD : **SBK00002**
CHIUSA - CLOSED
COD : **SBK00028**

Kit per barra DIN - *DIN fixing kit*

COD: **STK00033**

Flangia fissaggio - *Plate mounting*

COD: **STK00001**

Cavi intestati - *Serial plug*

type	1.8 m	5 m
F+F	CNT00071	CNT00085
F+M	CNT00073	CNT00083

Cavo M+F - *M+F cable*

0.3m **CNT00076**
0.5m **CNT00077**
1m **CNT00078**

Protezioni - *Covers*

SBK00069

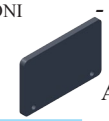

ACS00041



C.s. ricambio - *Spare part card*

voltage	SX	DX
c.c.	SBK00066	SBK00065
c.a.	SBK00096	SBK00095

SUBJECT TO CHANGES WITHOUT PRIOR NOTICE
CON RISERVA DI MODIFICA SENZA PREAVVISO

VALVOLA PNEUMATICA 5/2VIE G 1/4”small
PNEUMATIC VALVE 5/2WAYS G 1/4”small

COMANDO PNEUMATICO
RIPOSIZIONAMENTO A SCELTA

PNEUMATIC PILOT
RETURN AT CUSTOMER’S CHOICE

COD: CM [ ] 50 [ ] 40 0000

MATERIALI / *MATERIALS*
- All Polymer — Tutto polimero / All polymer = **6**
- All metallic — Tutto metallico / All metallic = **7**

RITORNO / *RETURN*
- (I) std = **0**
- (II) Molla meccanica= / Mechanical spring= **A**

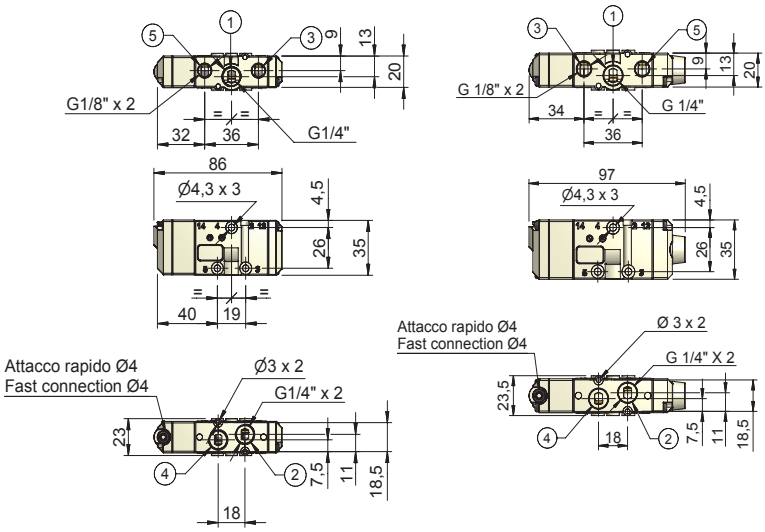

(I) (II)

FUNZIONAMENTO
Questa valvola svolge la funzione di apertura o chiusura di un condotto in presenza di un segnale pneumatico di pilotaggio.
IMPIEGO
La 5/2 vie nasce per il comando diretto di cilindri a doppio effetto. Il pilotaggio pneumatico permette un assoluto grado di isolamento elettrico.
CARATTERISTICHE
- Ideale per ambienti aggressivi.
- Montaggio sia su base Manifold che singolarmente.

OPERATION
This valve can open or close a piping with a pneumatic piloting signal.
USE
This 5/2 pneumatic valve enables the direct piloting of double acting cylinders. The pneumatic piloting allows an absolute degree of electric insulation.
PERFORMANCES
- Design for aggressive or corrosive ambient.
- Assembly on Manifold bases or in a singular way.

TIPI DI RIPOSIZIONAMENTO - *TYPES OF RETURN*

(I) MOLLA PNEUMATICA / *PNEUMATIC SPRING*

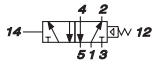

(II) MOLLA MECCANICA / *SPRING*

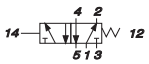

(1) = ALIMENTAZIONE / *SUPPLY*
(4)(2) = UTILIZZO / *OUTPUT*
(5)(3) = SCARICO / *EXHAUST*
(14)(12) = LINEA DI PILOTAGGIO / *PILOT LINE*

Fluido	*Fluid*	Aria compressa filtrata, lubrificata o non *Filtered lubricated or not lubricated air*		
Fissaggio	*Fixing*	Mediante fori passanti nel corpo ø4 e ø3 *By holes through the body ø4 and ø3*		
Attacchi	*Connections*	1-2-4 = G 1/4”	3-5 = G 1/8”	
Sistema di commutazione	*Switching system*	Spola	*Spool*	
Portata e diametro nominale	*Nominal rated flow and diameter*	730 Nl/min	-	760 Nl/min
Pressione di esercizio	*Working pressure*	0÷10 bar		
Pressione di pilotaggio	*Pilot pressure*	Vedi retro	Please turn over	
Tempo commutazione-disinserzione	*Switching - Unswitching time*	(1) → (4) =18 ms	(1) → (2) = 18 ms	
Temperatura ambiente-fluido	*Ambient-fluid temperature range*	-10 ÷ 60°C	5 ÷ 60°C	
Materiale corpo / filettature	*Body / threads material*	Polyarylamide		Metallic
Materiale guarnizioni	*Seals material*	NBR		
Peso	*Weight*	0.080 kg	-	0.196 kg

SUBJECT TO CHANGES WITHOUT PRIOR NOTICE
CON RISERVA DI MODIFICA SENZA PREAVVISO

Diagramma di portata nominale
Diagram of normal rated flow

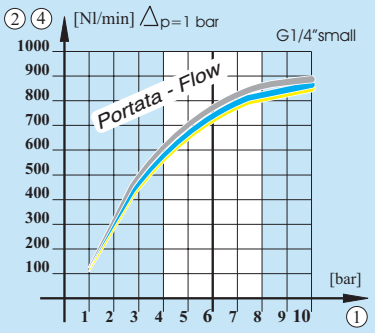

Pressione di pilotaggio - Pilot pressure

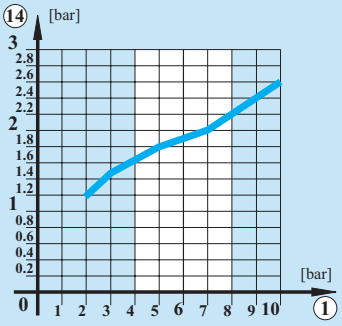

O P T I O N A L

MONTAGGIO IN SOTTOBASE MANIFOLD
ASSEMBLY OF MANIFOLD BASES

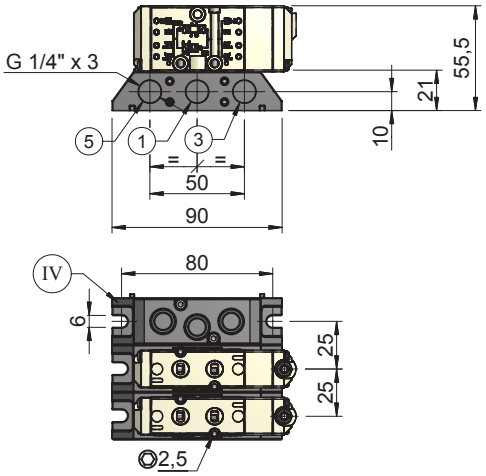

Sottobasi manifold - *Manifold bases*

II



Base entrata - *Inlet base*

COD: **SBK00006**

III



Base intermedia - *Middle base*

COD: **SBK00001**

IV



Base chiusura - *Closure base*

COD: **SBK00007**

Piastra prelievo - *Porting block*

APERTA - OPEN
COD : **SBK00002**

CHIUSA - CLOSED
COD : **SBK00028**



Kit per barra DIN - *DIN fixing kit*

COD: **STK00033**

Flangia fissaggio - *Plate mounting*

COD: **STK00001**

NORME DI USO E MANUTENZIONE

Questa apparecchiatura rispetta severe specifiche qualitative tuttavia un uso improprio od inadeguato potrebbe compromettere il funzionamento e decadere la garanzia. L'uso di olio lubrificante non consigliato fa decadere la garanzia.

NON E' UN DISPOSITIVO DI SICUREZZA.

Prima di ogni operazione assicurarsi che il componente non sia in pressione.
Ristabilirla solo dopo aver controllato l'esattezza delle connessioni.

USE AND MAINTENANCE

This unit complies with strict quality specifications. Incorrect use or misuse of this unit will compromise performance and will invalidate the warranty.
Not recommended lubricating oil will invalidate the warranty.
THIS UNIT IS NOT A SAFETY DEVICE.

Warning before using this unit please ensure that you have made the correct port connection and that the unit is de-pressurised. When any maintenance work is done ensure the unit is also de-pressurised.

SUBJECT TO CHANGES WITHOUT PRIOR NOTICE
CON RISERVA DI MODIFICA SENZA PREAVVISO

VALVOLA PNEUMATICA 5/2VIE G 1/4"small
PNEUMATIC VALVE 5/2WAYS G 1/4"small

COMANDO PNEUMATICO DIRETTO
RIPOSIZIONAMENTO A MOLLA MECCANICA

PNEUMATIC DIRECT PILOT
MECHANICAL SPRING RETURN

BASSA PRESSIONE DI PILOTAGGIO
LOW PRESSURE PILOTING

COD: CM [ ] [| |] 41 0000

MATERIALI *MATERIALS*	All Polimer Tutto polimero *All polymer*	=	6
			-
	All metallic Tutto metallico *All metallic*	=	7

TIPO *TYPE*	Monostabile *Monostable*	= =	684
	Bistabile *Bistable*	= =	685

All Polimer

All metallic

4.14

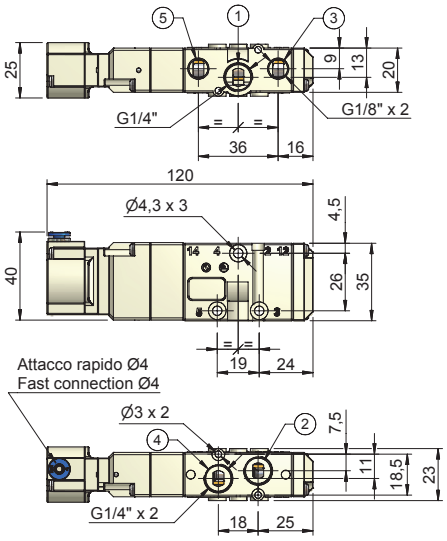

FUNZIONAMENTO
Questa valvola svolge la funzione di apertura o chiusura di un 2 condotti distinti in presenza di un comando di pilotaggio.
IMPIEGO
La 5/2 vie nasce per il comando diretto di attuatori a doppio effetto. L'elevata affidabilità e portata ne fanno la scelta ideale per le più complesse automazioni.

OPERATION
This valve can open and close 2 piping with fluid in presence of a mechanical piloting.
USE
This 5/2 way solenoid valve allows the direct piloting of double acting actuators. Its high flow and reliability, make it ideal for the most complex automations.

LOGICA - *LOGIC*

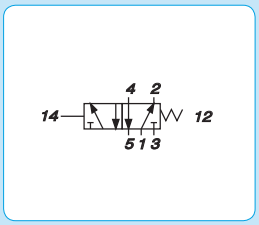

Alimentazione	=	1	= SUPPLY
Utilizzi	=	4 2	= OUTPUT
Scarichi	=	5 3	= EXHAUST
Linea di pilotaggio	=	14	= PILOT LINE

Fluido	*Fluid*	Aria compressa filtrata, lubrificata o non *Filtered lubricated or not lubricated air*	
Fissaggio	*Fixing*	Mediante fori passanti nel corpo ø4 *By holes through the body ø4*	
Attacchi	*Connections*	G 1/4"	
Sistema di commutazione	*Switching system*	Spola	*Spool*
Portata e diametro nominale (6 bar)	*Nominal rated flow and diameter (6 bar)*	730 Nl/min	760 Nl/min
Pressione di esercizio / pilotaggio	*Working pressure / piloting*	0 ÷ 10 bar / 0.5 bar min	
Temperatura ambiente-fluido	*Ambient-fluid temperature range*	-10 ÷ 60 °C	5 ÷ 60 °C
Materiale corpo / connessioni	*Body / thread material*	Polyarylamide	Metallic
Materiale guarnizioni	*Seals material*	NBR	
Peso (senza connettore)	*Weight (without connector)*	0.100 Kg	0.176 Kg

SUBJECT TO CHANGES WITHOUT PRIOR NOTICE
CON RISERVA DI MODIFICA SENZA PREAVVISO

DIAGRAMMA DI PORTATA NOMINALE - DIAGRAM OF NORMAL RATED FLOW

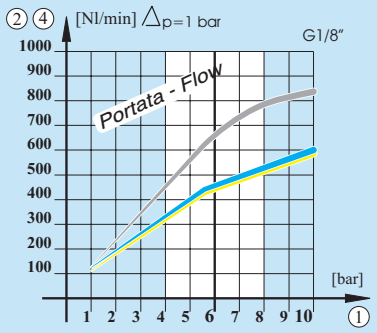

PROVE EFFETTUATE CON:

- *temperatura* = 20°C
- *fluido* = **aria compressa filtrata e lubrificata**
- *lubrificante* = **KPM Aircil 32**

TEST PROCEDURES WITH:

- *temperature* = 20°C
- *fluid* = **filtered lubricated air**
- *lubricant* = **KPM Aircil 32**

VERSIONE BISTABILE - *BISTABLE VERSION*



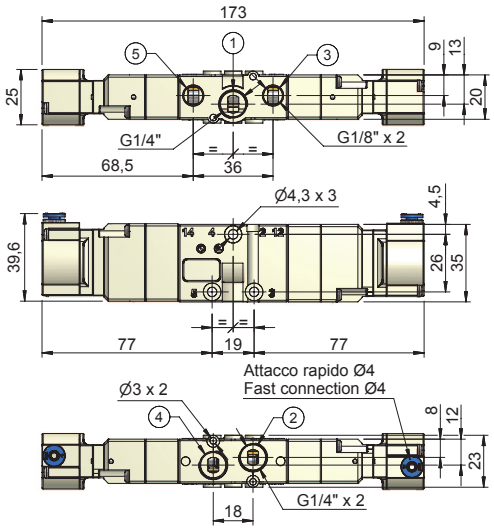

SOTTOBASI MANIFOLD - *MANIFOLD BASES*

II 
BASE ENTRATA - *INLET BASE*
COD: **SBK00006**

III 
BASE INTERMEDIA - *MIDDLE BASE*
COD: **SBK00001**

IV 
BASE CHIUSURA - *CLOSURE BASE*
COD: **SBK00007**

PIASTRA PRELIEVO - *PORTING BLOCK*
APERTA - OPEN
COD : **SBK00002**
CHIUSA - CLOSED
COD : **SBK00028**


KIT PER BARRA DIN - *DIN FIXING KIT*
COD: **STK00033**

FLANGIA FISSAGGIO - *PLATE MOUNTING*
COD: **STK00001**

DOPPIO COMANDO PNEUMATICO DIRETTO
DOUBLE PNEUMATIC DIRECT PILOT

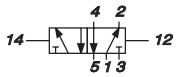

Alimentazione	=	①	= *SUPPLY*
Utilizzi	=	④ ②	= *OUTPUT*
Scarichi	=	⑤ ③	= *EXHAUST*
Linea di pilotaggio	=	⑫ ⑭	= *PILOT LINE*

NORME DI USO E MANUTENZIONE

Questa apparecchiatura rispetta severe specifiche qualitative tuttavia un uso improprio od inadeguato potrebbe comprometterne il funzionamento e decadere la garanzia.
NON E' UN DISPOSITIVO DI SICUREZZA

ATTENZIONE: prima di ogni operazione assicurarsi che il componente non sia in pressione. Ristabilirla solo dopo aver controllato l'esattezza delle connessioni.

SCONSIGLIATO USARE FILETTATURE CONICHE SU FILETTATURE IN POLIMERO

USE AND MAINTENANCE

This unit complies with high quality specifications. The incorrect use or misuse of this unit will compromise performance and will invalidate the warranty.
THIS UNIT IS NOT A SAFETY DEVICE

WARNING: before this unit is used and any maintenance work is done please ensure that you have made the correct connections, and that the unit is not live and pressurised. Pressure can be restored when the connections are checked.

TAPERED THREADS NOT ADVISABLE ON POLYMER THREADS

SUBJECT TO CHANGES WITHOUT PRIOR NOTICE
CON RISERVA DI MODIFICA SENZA PREAVVISO

VALVOLA PNEUMATICA 5/2VIE G 1/4"small
PNEUMATIC VALVE 5/2WAYS G 1/4"small

DOPPIO COMANDO PNEUMATICO

DOUBLE PNEUMATIC PILOT

COD: CM [ ] 52 [ ] 40 0000

MATERIALI / *MATERIALS*

- All Polymer — Tutto polimero / All polymer = **6**
- All metallic — Tutto metallico / All metallic = **7**

PILOT / *PILOT*

- std = **0**
- Differenziale = / Differential = **1**

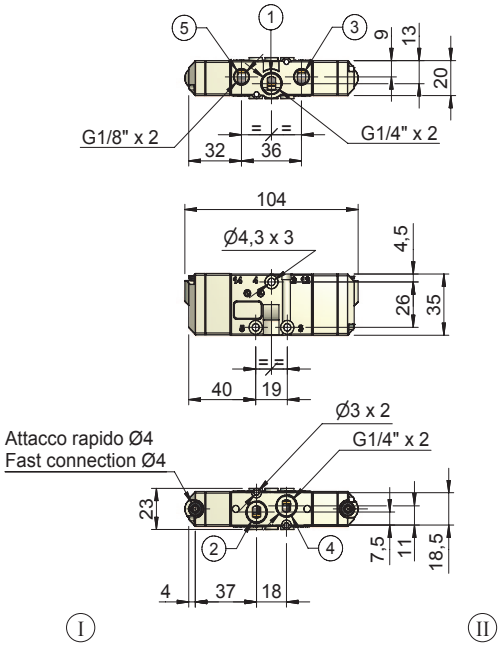

FUNZIONAMENTO
Questa valvola svolge la funzione di apertura o chiusura di un condotto in presenza di un segnale pneumatico di pilotaggio.
IMPIEGO
La 5/2 vie nasce per il comando diretto di cilindri a doppio effetto. Il pilotaggio pneumatico permette un assoluto grado di isolamento elettrico.
CARATTERISTICHE
- Ideale per ambienti aggressivi.
- Montaggio sia su base Manifold che singolarmente.
- La versione differenziale nella condizione di pilotaggio simultaneo di 12 14 si commuta in 14.

OPERATION
This valve can open or close a piping with a pneumatic piloting signal.
USE
This 5/2 pneumatic valve enables the direct piloting of double acting cylinders. The pneumatic piloting allows an absolute degree of electric insulation.
PERFORMANCES
- Design for aggressive or corrosive ambient.
- Assembly on Manifold bases or in a singular way.
- In the condition of simultaneous piloting of 12 14 the differential type switches itself in 14.

(I) STANDARD

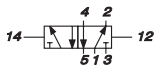

(II) DIFFERENTIAL

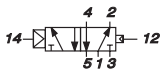

(1) = ALIMENTAZIONE / SUPPLY
(4) (2) = UTILIZZO / OUTPUT
(5) (3) = SCARICO / EXHAUST
(14) (12) = LINEA DI PILOTAGGIO / PILOT LINE

Fluido	*Fluid*	Aria compressa filtrata, lubrificata o non *Filtered lubricated or not lubricated air*	
Fissaggio	*Fixing*	Mediante fori passanti nel corpo ø4 e ø3 *By holes through the body ø4 and ø3*	
Attacchi	*Connections*	1-2-4 = G1/4" 3-5 = G1/8"	
Sistema di commutazione	*Switching system*	Spola *Spool*	
Portata e diametro nominale	*Nominal rated flow and diameter*	730 Nl/min	760 Nl/min
Pressione di esercizio	*Working pressure*	0÷10 bar	
Pressione di pilotaggio	*Pilot pressure*	Vedi retro *Please turn over*	
Tempo commutazione-disinserzione	*Switching - Unswitching time*	(1) → (4) =18 ms (1) → (2) = 18 ms	
Temperatura ambiente-fluido	*Ambient-fluid temperature range*	-10 ÷ 60°C 5 ÷ 60°C	
Materiale corpo / filettature	*Body / threads material*	Polyarylamide	Metallic
Materiale guarnizioni	*Seals material*	NBR	
Peso	*Weight*	0.082 kg	0.200 kg

SUBJECT TO CHANGES WITHOUT PRIOR NOTICE
CON RISERVA DI MODIFICA SENZA PREAVVISO

DIAGRAMMA DI PORTATA NOMINALE
DIAGRAM OF NORMAL RATED FLOW

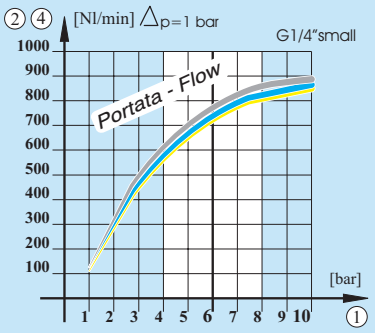

PRESSIONE DI PILOTAGGIO - PILOT PRESSURE

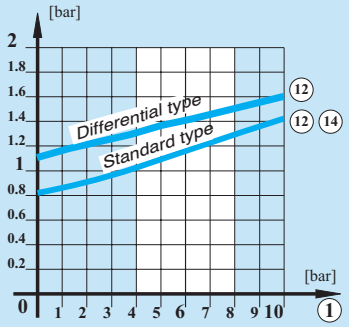

O P T I O N A L

MONTAGGIO IN SOTTOBASE MANIFOLD
ASSEMBLY OF MANIFOLD BASES

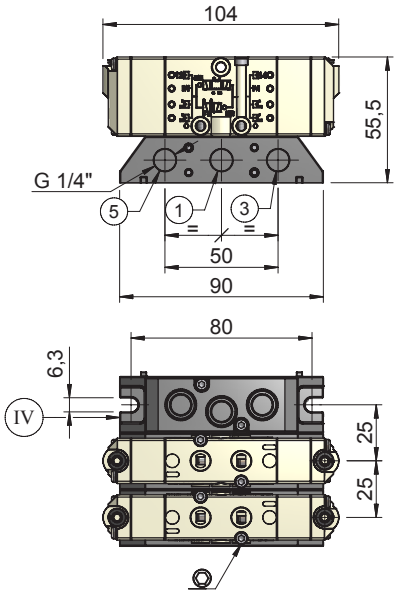

SOTTOBASI MANIFOLD - *MANIFOLD BASES*



II BASE ENTRATA - *INLET BASE*

COD: **SBK00006**



III BASE INTERMEDIA - *MIDDLE BASE*

COD: **SBK00001**

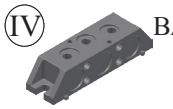

IV BASE CHIUSURA - *CLOSURE BASE*

COD: **SBK00007**

PIASTRA PRELIEVO - *PORTING BLOCK*

APERTA - OPEN
COD : **SBK00002**



CHIUSA - CLOSED
COD : **SBK00028**



KIT PER BARRA DIN - *DIN FIXING KIT*

COD: **STK00033**

FLANGIA FISSAGGIO - *PLATE MOUNTING*

COD: **STK00001**

NORME DI USO E MANUTENZIONE

Questa apparecchiatura rispetta severe specifiche qualitative tuttavia un uso improprio od inadeguato potrebbe compromettere il funzionamento e decadere la garanzia. L'uso di olio lubrificante non consigliato fa decadere la garanzia.
NON E' UN DISPOSITIVO DI SICUREZZA.

Prima di ogni operazione assicurarsi che il componente non sia in pressione.
Ristabilirla solo dopo aver controllato l'esattezza delle connessioni.

USE AND MAINTENANCE

This unit complies with strict quality specifications. Incorrect use or misuse of this unit will compromise performance and will invalidate the warranty.
Not recommended lubricating oil will invalidate the warranty.
THIS UNIT IS NOT A SAFETY DEVICE.

Warning before using this unit please ensure that you have made the correct port connection and that the unit is de-pressurised. When any maintenance work is done ensure the unit is also de-pressurised.

SUBJECT TO CHANGES WITHOUT PRIOR NOTICE
CON RISERVA DI MODIFICA SENZA PREAVVISO